

ONE-PIECE ADJUSTABLE CHECK VALVES

SOACV SERIES



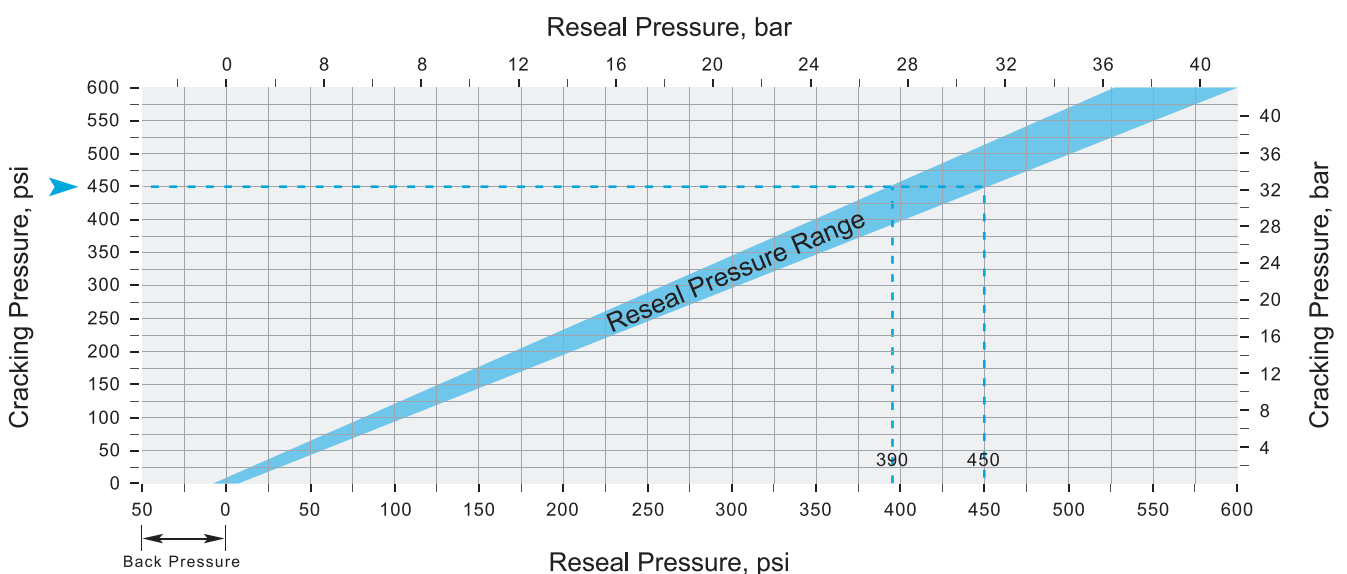
Features

- One-Piece body
- Working pressure up to 3000psig (206 bar)
- Cracking pressure adjustable from 3 to 600psig (0.2 to 41.3bar)
- NPT and ISO pipe end connections in 1/4 and 1/2 in. sizes
- 316 stainless steel and brass materials
- Each and every valve is tested at the factory.

Technical Data

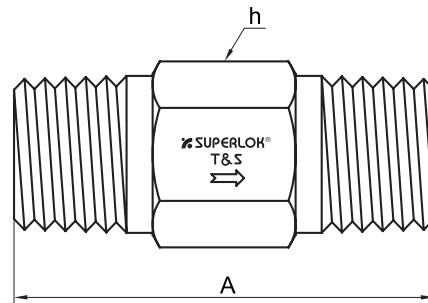
Series	SOACV1 / SOACV2	SOACV3
Cracking Pressure Ranges	3 to 50psi (0.2 to 3.4bar) 50 to 150psi (3.4 to 10.3bar) 150 to 350psi (10.3 to 24.1bar) 350 to 600psi (24.1 to 41.3bar)	
Working and Back Pressure at 70 °F (20°C)	3000psig (206bar)	
Temperature Rating	VITON O-Ring : -10 °F to 375 °F (-23°C to 190°C) NBR O-Ring : -10 °F to 250 °F (-23°C to 121°C)	
Flow Coefficient (Cv)	0.35	1.20

Cracking and Reseal Pressure at 70 °F (20 °C)



Testing All valves are factory tested for cracking pressure and reseal performance.

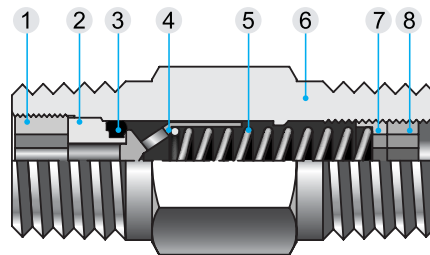
Table of Dimensions



Order Number		End Connections	A(mm)	h HEX mm (in.)
Series	Part No.			
SOACV1	M4N	1/4 Male NPT	41.1	14.3 (9/16)
	M4R	1/4 Male ISO	41.1	14.3 (9/16)
SOACV2	F4N	1/4 Female NPT	75.7	19.1 (3/4)
SOACV3	M8N	1/2 Male NPT	65.0	22.2 (7/8)
	M8R	1/2 Male ISO	65.0	22.2 (7/8)

All dimensions are for reference only, subject to change.

Materials of Construction



No.	Component	Valve Body Materials	
		Stainless steel	Brass
1	Insert Lock Screw	316SS / A276	Brass
2	Insert	316SS / A276	Brass
3	O-Ring	VITON	NBR
4	Poppet	316SS / A276	Brass
5	Spring	SS304	
6	Body	316SS / A276	Brass
7	Adjusting screw	316SS / A276	Brass
8	Locking screw	316SS / A276	Brass

Ordering information

SOACV1 - **M** **4N** - **A** - **SS**

1 2 3 4 5

1 : Valve Series 2 : End Connection Type 3 : Connection Size

4 : Cracking Pressure Designator (A : 3~50 psi, B : 50~150 psi, C : 150~350 psi, D : 350~600psi)

5 : Body Material Designator [SS : 316 stainless steel(standard), B : Brass]